

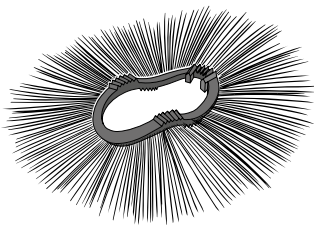
Technical data for brush rings

Weber has the suitable system for each application and for each sweeper. However, we need some technical specifications that will allow us to precisely adapt our brushes to your requirements. This should and cannot


replace any individual consultation. Please contact us in case you have questions or in case you are not able to provide this information. We will be glad to help you.

Model selection Please tick suitable version


WaveLine




ClassicLine




SnowLine



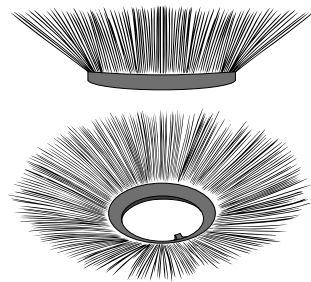
Wheel



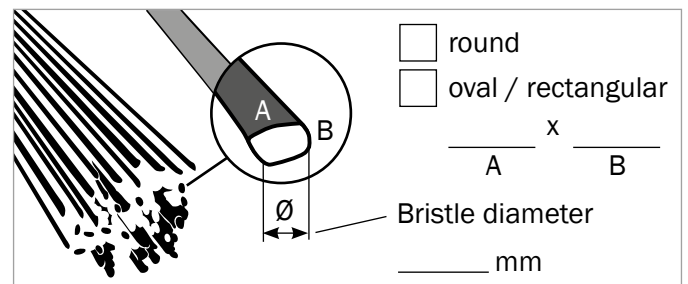
SnowPro



Bridge

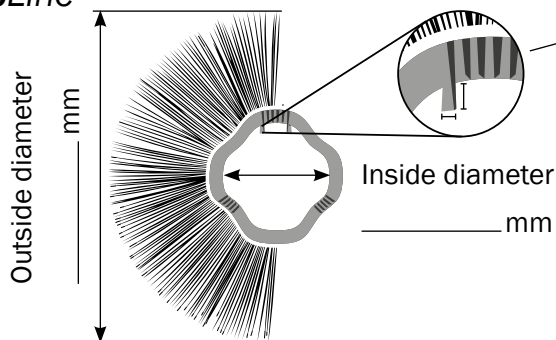


Bristle dimension



Dimensions and material Please fill in the required dimensions and tick the preferred material

WaveLine



Cam length and breadth: _____ x _____ mm

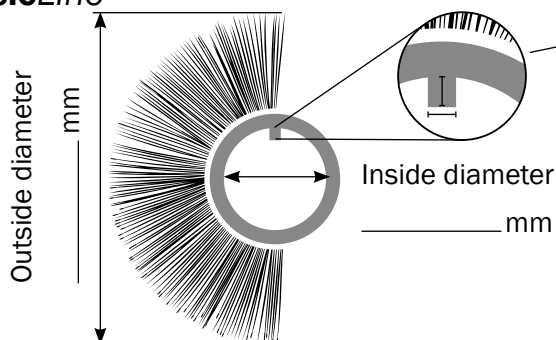
Number of cams: 1 2 3 4

Body: Plastic Steel
(CrownLock)

Bristle material: Plastic Crimped wire

Color: _____

ClassicLine

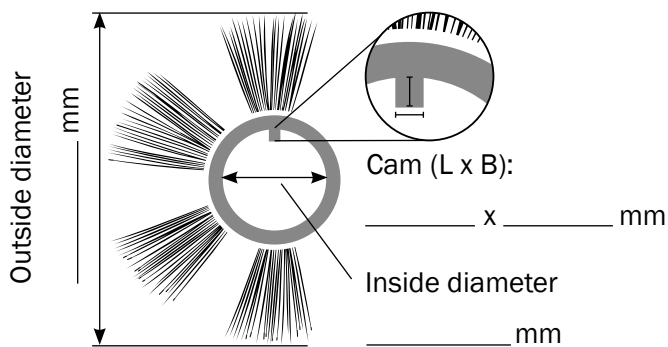


Cam length and breadth: _____ x _____ mm

Body: Plastic Steel

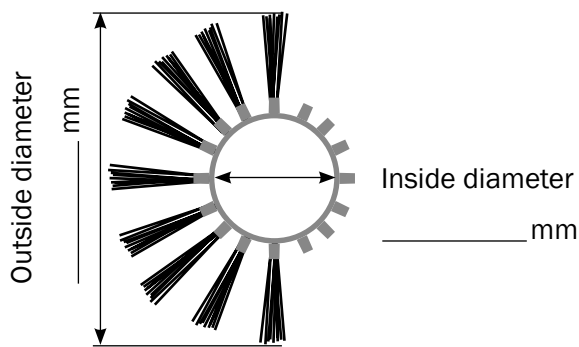
Bristle material: Plastic Crimped wire

SnowLine with plastic bristles



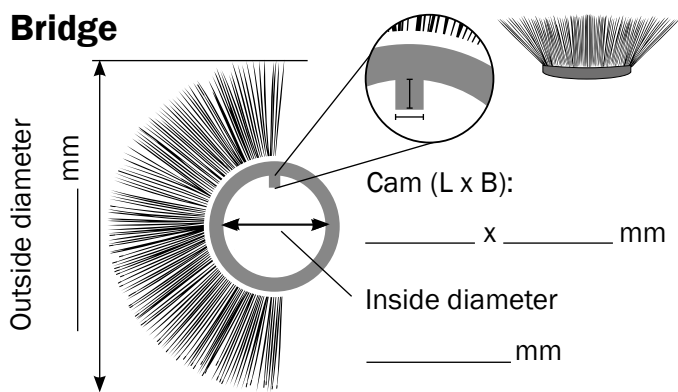
Body: Plastic Steel

SnowPro with steel body



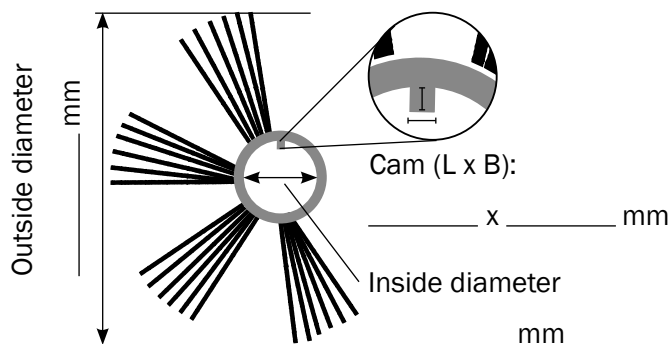
Bristle material: Plastic Crimped wire

Bridge



Body: Plastic Steel
Bristle material: Plastic Crimped wire

Wheel



Bristle material: Plastic Crimped wire

Machine details

Machine manufacturer (if known)

Machine type (if known)

Application details

Place of use (e. g. agriculture, maintenance area...)

Soiling/sweepings (e. g. greenery...)

Application (e. g. snow removal...)

Sender

Company

Street

Tel. / Mobile

Contact person

Postcode/City

E-Mail

Please send the completed data sheet by e-mail to info@weberbrushes.com or by fax to **+49 (0)6434 9125-42**