



Weber[®]
BRUSH SYSTEMS

**Brush systems for
outdoor cleaning**

Quality – Made in Germany




Image film



**The ideal brush
for any machine.**

Brush systems for outdoor cleaning



Quality – Made in Germany 4



Applications..... 7



Sweeping rollers 14



Brush rings..... 20



Circular brushes 26



Weed brushes..... 32



Sweeping strips..... 40



Technical data sheets 42

Development

Focusing on the essentials

Smooth or hard bristles, steel, plastics or individual combinations, three, four or more rows, even or undulated rings – we are putting a lot of work and expertise into the development of our Weber brushes to achieve optimum performance.

Using state-of-the-art CAD/CAM technology, our engineers identify new mixtures and optimize manufacturing processes and plants. The results are brushes that make the difference.



Raw materials

The ideal mixture!

High-quality raw materials are the basis for the quality and performance of our brushes. We are not only committed to cooperate with selected, certified suppliers.

It is the ideal mixture and the preparation that really count. Our selection, combination and processing of materials is always adapted exactly to each customer's individual application and his requirements.



Plastic bristles




Steel wire bristles



Brush bodies





“Any machine is only as good as the brush it uses”

Would you use a wood drill to drill a hole in a concrete wall? That's the point! If you use the wrong tool, even the best machine will not produce any good results. And the same is true for brushes – there is never one brush covering all applications.


Weber brushes are as individual as the requirements in everyday life. To achieve optimum cleaning and sweeping performance, we carefully adapt the selection, the combination, and the finishing of materials to each machine and each application.

Appropriate tools for any type of surface


Milling debris/construction sites




Runway/airports




Weed/pavement



Historical stones



Curb-stones





Drilling. Filling. Pinning.

Since we rely on vertical integration, we continuously invest in our production facilities. One example is our brush body production machine.

From filling and pinning machines for sweeping rollers and circular brushes to equipment for the manufacture of brush rings and our own mechanical engineering department, we are able to ensure a constantly high level of production quality.



The ideal tool for any machine

Weber is a leading manufacturer of brushes for road sweeping and pavement cleaning. Renowned machine and device manufacturers rely on Weber brushes OEM equipment for many years. Benefit from the large

range of options – and bring out the best from your machine. Mounted sweepers, small, large or attachable sweepers – Weber offers suitable systems for any type of machine and vehicle.



Applications

Feeder sweeping rollers

Our portfolio includes a vast number of different types of brushes for cleaning large surfaces. These may include smooth plastic bristles for sweeping dust or hard plastic bristles (steel-reinforced) for sweeping milled material on building sites – our brushes are always ideally matched to the application and the machine type used.



Features

- > Variable bristles (spiral-shaped, fully covered or V-shaped)
- > Customized material mixture
- > Lengths: up to 1100 mm
- > Sweeping diameter: up to 500 mm

Snow sweeping rollers

Mechanical removal of snow is a very efficient and a more environmentally friendly alternative to chemical processes. The material mixture and the bristle arrangement of our sweeping rollers have been specially designed for high rotational speed, humidity and low temperatures.



Features

- > Special bristle arrangement
- > Environmentally friendly and efficient snow removal
- > High availability
- > Fast delivery



Front-mounted sweeping rollers



Front-mounted sweeping rollers are mainly used to “throw” the debris to the downstream containers. The arrangement and the thickness of the bristles are decisive factors to achieve an optimum sweeping performance. Sweeping rollers can be exactly adapted to each machine type.



Features

- > Variable bristles (e.g. straight, spiral-shaped or V-shaped)
- > Customized material mixtures
- > Lengths: up to 1100 mm
- > Sweeping diameter: up to 700 mm

Small and medium-size sweeping rollers



We offer a broad range of proven standard brushes in different versions for all common lawn tractors as well as for tractor-mounted machinery. In addition to the multitude of universal sweeping rollers, we also offer special versions for each application.

Features

- > Mixed bristle types possible
- > Variable material mixture
- > Lengths: up to 1.000 mm
- > Sweeping diameter: up to 600 mm
- > Special versions: e.g. particularly fine and smooth bristles to clean historical cobblestones



Applications

Brush rings

Brush rings are characterized by a high bristle density, providing long service life for large areas. Based on our **WaveLine** (wave-shaped), **ClassicLine** (straight bristles) or **SnowLine** product lines we offer customized solutions for any application and special versions such as **Wheel**.



Features

- > Variable sweeping widths
- > Different designs for high sweeping efficiency
- > WaveLine with patented CrownLock®-System – stable connection, no displacement
- > External diameter: up to 1250 mm

Circular brushes

Weber circular brushes have been designed for use in rugged environments under extreme conditions. They are usually equipped with flat wire bristles which are able to remove persistent and encrusted stain in gutters. Depending on the application, plastic bristles or combinations of plastic and flat wire bristles can be provided.



Features

- > Mixed bristles possible
- > Variable material mixture
- > Special versions: e.g. particularly fine and smooth bristles to clean historical cobblestones



Weed brushes



Brushes have prevailed over all other technologies for non-herbicidal weed removal. Using hard flat wire tuft, splicing steel wire tufts with a high plucking effect, or plastic tufts for a gentle weed removal – we offer a suitable system for any application.

Features

- > Individually adapted systems (flat wire, steel wire, plastic)
- > Special brushes for sweepers
- > Replaceable bristles – steel plate with replaceable tufts



Reflector post cleaning brushes

Reflector posts need to be cleaned for better traffic safety. Weber cleaning brushes are designed to gently clean the sensitive reflectors without creating any scratches. We attach great importance both to the special properties of the brushes (e.g. transport of cleaning liquid) and to their handling.



Features


- > Special bristle mixtures for gentle cleaning of reflectors



Applications

QUICKEHR sweeping strips

Almost unlimited number of product versions due to individual bristles and colours. Different profiles and working widths are available – for (almost) all forklifts, agricultural and construction machines. The bristles made of high quality polypropylene are temperature resistant and can be used all year round, even in snow.



Features

- > High bristle density
- > Top-quality polypropylene
- > Robust plastic body
- > Temperature resistant
- > Universal applications – for stones, gravel, sand, spread, chipping, ...

Brush strips and half shells

Used to take up the cut grass or to distribute sand – we offer a multitude of brush strips for the effective and gentle treatment of demanding golf, sport, or synthetic turf surfaces. We make sure that the length, bristle type or material mixture is precisely adapted to the requirements and to the attached devices.



Features

- > Customized material mixtures
- > Length: up to 1.800 mm (one piece)

Weed brushes and accessories for string trimmers

Whenever weed removal using special machines reaches its limits, e. g. on traffic refuges, special tools for string trimmers can be used to efficiently and quickly remove weed. Our range includes brush heads and weed tufts for all common trimmers.



Features

- > More aggressive than any thread head
- > Fast replacement of weed tufts
- > No use of chemicals
- > No flames
- > Protects microorganisms






Sweeping rollers for any demand

In addition to proven standard systems, we develop special solutions that are tailored exactly to the vehicles and requirements.

In our new logistics center in Bad Camberg, we have all common sweeping rollers in stock. Within 24 hours, we deliver the suitable standard items.



It's all about the mix

Weber has the right sweeping roller for almost every application and for all common front-mounted sweepers and self-collecting machines.


Product properties such as sweeping performance, temperature resistance, spinning and transport effect, smooth operation or service life are influenced by the material mix and composition.

For more information, please refer to pages 18 and 19.




Application areas

Our in-depth knowledge of customer requirements helps us to create versatile solutions exactly adapted to each individual application. Especially in the municipal sector for street and pavement cleaning but also in landscaping, Weber sweeping rollers prove their worth every day in garden and park maintenance, in winter service for snow removal and at airports.



Sweeping rollers

For any application and for all common front-mounted sweepers and self-collecting machines.



Product range

- > Bristle arrangement: straight, spiral-shaped, fully covered
- > Bristle material: plastic, plastic/crimped wire, plastic/flat wire
- > Sweeping width: up to 1,100 mm one-piece
- > Sweeping diameter: up to 700 mm
- > Colors: on request

Effective

Effective transportation of dirt by spiral-shaped bristle arrangement. The special rotational motion ensures smooth operation and effective transportation of dirt to the vacuum nozzle or to the dirt collector.

Features

- > Smooth operation
- > Effective transportation



Universal

Effective and thorough removal of any kind of soiling, from respirable dust to building site rubble.

Features

- > Universal application
- > High bristle density



Powerful

A mixture of crimped wire and plastic bristles easily removes persistent and crusted soiling such as mud. Ideally suited for building site cleaning.

Features

- > Crimped wire/plastic mixture




Aggressive

A high bristle density of high quality plastic combined with robust crimped wire provides optimum cleaning performance, e.g. in case of coarse dirt (split etc.).

Features

- > High bristle density



Persistent

High performance nylon bristles ensure extended operating life.

Features

- > Extended operating life
- > Low wear




**“Any brush
is only as good
as its bristles”**



Bristle types

The arrangement, material mixture and thickness of bristles all have a major impact on the sweeping efficiency and on the operating life. High-quality raw materials are the basis for quality and performance of our

brushes. To achieve optimum sweeping performance, we are adapting the selection, the combination and the processing of materials to each individual machine type and to each application.




Straight
Universal application
> High spinning effect



**Very high
spinning
effect!**

SnowBlow^{*}
Special design
> Utmost sweeping performance



Spiral-shaped
Highly smooth operation and
high transport effect in one direction



Fully covered
Effective and thorough removal
of dirt

* proprietary design





Wire bristles increase the aggressiveness and sweeping performance!

The ideal mixture

Weber sweeping rollers are fitted with bristles according to customer demand. General principle: a high amount of wire increases the aggressiveness and this

the sweeping efficiency. The risk of wire break is lower in the linear arrangement than it is in the bundle mixture.

Linear mixture

made of wire and plastic



Bundle mixture

made of wire and plastic




Bundles

made of robust plastic



Types of drive and shapes

We are characterized by a high level of vertical integration. We manufacture our brush bodies with modern production systems and a large variety of shapes in various dimensions for the adaptation of all common brush drives.





Brush rings

Efficient systems for any demand

Weber brush rings are characterized by their high bristle density and variable sweeping widths. Different shapes and bristle arrangements provide optimum sweeping efficiency while ensuring long service life for large areas.

With our **WaveLine**, **ClassicLine**, **SnowPro** products and other special versions, we can provide tailored solutions for any application.





CrownLock®

Perfectly locked

High efficiency, long service life and optimum sweeping performance – this is what **WaveLine** equipped with our patented **CrownLock®** system stands for. The distinctive spikey profile of the plastic carrier provides

a perfect lock. Thanks to this interlock, the brush rings are tightly connected to the roller. The rings will not be displaced even at high RPMs.

The CrownLock® principle



Effective waveform:

WaveLine brush rings are combined to form a roller.



Optimum transport:

The waveform and the alternated bristle arrangement on the roller provide for an increased sweeping performance.



Safely locked:

The brush rings are interlocked with high precision. **CrownLock®** thus prevents any displacement of the rings.

Product film



Brush rings

WaveLine

WaveLine brush rings are arranged on the roller to form a wave which provides for an optimum transport of the sweepings, thus ensuring a previously unknown sweeping performance. Made of plastics, carrier and bristles are combined to form a durable and powerful unit.

Features

- > High sweeping performance
- > **CrownLock®**: safe interlock – no displacement
- > Variable working widths, external diameter: up to 1,000 mm
- > High availability, fast delivery



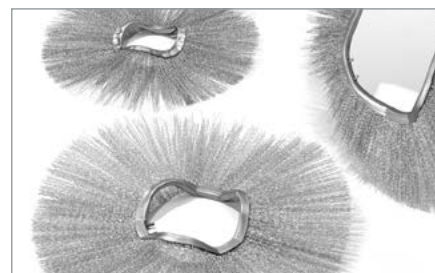
Plastic body
with plastic bristles



Steel body
with plastic bristles



Steel body
with crimped wire bristles



Brush rings – special versions

SnowPro

The professional version for challenging applications. The material mixture and the brush arrangement have been specially designed for high r.p.m., humidity and low temperatures.



Features

- > Enforced bristles
- > Designed to take heavy strain (e.g. for airfield cleaning)
- > For up to 1,000 RPM



ClassicLine



ClassicLine is the low-cost and universal standard system. Carrier and bristles are made of plastic, thus forming a stable and powerful unit. In terms of maintenance, the brush rings can easily and cleanly be drawn from the steel shaft – thereby saving time and money.

Features

- > Suitable for universal applications
- > Stable unit: carrier and bristles made of plastics
- > Clean and easy replacement – saving time and money
- > High availability, fast delivery


Plastic body
with plastic bristles



Steel body
with plastic bristles



Steel body
with crimped wire bristles



Brush rings – special versions

SnowLine

The affordable system for effective snow removal.

Features

- > For sweeping machines and sweepers up to 150 r.p.m.
- > Optional: Steel body with plastic bristles



Wheel

The flexible system for wider operating area, increased diversity of bristles and fast assembly.

Features

- > Robust plastic body
- > Variable bristle arrangement: fully covered, spiral-shaped, straight
- > Versatile bristle mixture in a ring – plastic and/or wire



Bridge


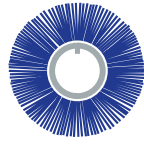




The effective solution for two roller brushes.

Features

- > Special bristle arrangement – slanted bristles are covering the drive
- > Effective and seamless cleaning



Sizes and dimensions


Size Inside-Ø in mm																	
	WaveLine Body/Bristles			ClassicLine Body/Bristles			SnowLine Body/Bristles		SnowPro Body/Bristles		Wheel		Spacer rings Body/Width in mm				
	Plastic/ Plastic	Steel/ Plastic	Steel/ Crimped wire	Plastic/ Plastic	Steel/ Plastic	Steel/ Crimped wire	Plastic/ Plastic	Steel/ Plastic	Steel/ Plastic	Steel/ Crimped wire	Variable bristles	Width in mm	Plastic/ 15	Plastic/ 30	Plastic/ 45	Steel/ 15	Steel/ 30
78	X	X		X	X	X	X	X			X	50	X	X			
100*					X	X							X	X			
112	X			X	X	X	X	X			X	50	X	X			
125*					X	X											X
128	X	X	X	X	X	X	X	X			X	50	X	X			
150*					X	X										X	X
162	X	X	X		X	X					X	50		X			
178	X	X	X	X	X	X	X	X	X	X	X	60	X	X	X		
220					X	X		X	X	X							X
254	X	X	X	X	X	X	X	X	X	X	X	60				X	X
270*					X	X										X	X
275									X	X							X
300	X	X	X	X	X	X	X	X								X	X
415					X	X										X	X
495					X	X										X	X

*Custom-made on request

Outside diameter

- > If required, we also manufacture our brush rings additionally in the following common outside diameters:
380 / 400 / 450 / 500 / 560 / 600 / 700 / 800 und 915 mm
- > up to 1,200 mm





Circular brushes – made in Germany

Weber is a leading manufacturer of circular brushes for road sweeping and pavement cleaning. Renowned machine and device manufacturers are relying on Weber brushes OEM equipment for many years.

Benefit from the large range of options and bring out the best from your machine – Weber offers suitable systems for any type of machine and vehicle.






Wonderfully quiet. Low-noise circular brushes *Whisper*

Circular brushes Whisper by Weber provide clean streets without bothering residents with noise. Also sweeper drivers appreciate the pleasant work!

Depending on machine and surface, the working noise is up to 40% less than with a conventional circular brush.

GreenCoat 4.2



Circular brushes

Universal brush for machines > 5 m³



Features

- > Flat wire Ø 3,3 x 0,6 mm
- > Ideal for cleaning large areas

Universal brush for machines < 5 m³

Features

- > Flat wire Ø 2,8 mm



Allrounder for machines < 5 m³



Features

- > Aggressive mixture of flat wire and flexible plastic bristles
- > For almost all paved areas – ideal for pedestrian areas



Low-noise brush “Whisper”




Features

- > Wire tuft with plastic coating
- > Also as mixed bristles with poly
- > Reduced operating noise compared to conventional circular brushes – up to 40% reduction

Circular brush “Light”

Features

- > For moderate amounts of dirt
- > Blue plastic bristles, PPN 2 x 3 mm or finer
- > Particularly smooth cleaning e.g. of historical cobblestones



Circular brush “Smooth”

Features

- > The fine duster
- > White plastic bristles, PPN 2 x 3 mm or finer
- > Particularly smooth cleaning e.g. of historical cobblestones



Circular brushes

Plastic brush for machines < 5 m³



Features

- > Special bristles – ideal for EX areas (e.g. on airports where flat wire bristles may not be used)

Circular brush set Mounting plate and tuft

Features

- > Flexible mounting – either with plastic and/or flat wire bristles
- > Excellent sweeping efficiency caused by “feather effect”
- > Requires only small storage space since only the tufts, but not the entire brush have to be stored



Circular brush “Compact”



Features

- > One unit: Wire tuft and plate are welded together
- > Excellent sweeping efficiency caused by “feather effect”
- > Easy recycling – steel scrap



++ = excellent suitability
 + = good suitability
 - = unsuited



Circular brushes		Small compact class	Large compact class	Big sweeper	Front-mounted sweeper
Universal brush Ø 3,3 mm, > 5 m ³		-	+	++	+
Universal brush Ø 2,8 mm, < 5 m ³		++	++	+	++
Allrounder < 5m ³		++	++	-	+
Low-noise brush "Whisper"		++	++	++	++
Circular brush "Light"		+	-	+	+
Circular brush "Smooth"		+	-	+	+
Plastic brush < 5 m ³		+	+	+	+
Circular brush set Plate and tuft		-	+	+	-
Circular brush "Compact"		-	+	+	-





Mechanical weed removal

Product film



We focus on mechanics instead of chemistry. Brushes have long been accepted for herbicide-free weed removal.

Weber offers a broad range of weed brushes for almost all sweepers and weed removal devices as well as accessories for string trimmers.





Expensive growth of weeds

Rampant green on roads, pavements, and plazas does not only disturb the visual impression. The maintenance and repair of paved surfaces or the cleaning

of clogged road drains generates costs that burden public budgets.

Problem: **Aesthetics**



Problem: **Clogged drains**



Problem: **Damages**



Effective and eco-friendly

Compared to chemical or thermal technologies (e.g. foam, hot water, steam, infrared, burner), mechanical weed removal is more effective, economical and sus-

tainable. **Pulling and sweeping in one go** removes weed in a single process and preserves microorganisms.



Features

- > Economical
- > Efficient
- > Fast
- > Eco-friendly



Weed brushes



Weed brush “Light”

Features

- > Flat wire clusters arranged in opposite sweeping direction
- > Ideal to cut weed on paved areas

Weed brush PlugLock® 14-FL

Features

- > Individual flat wires are reinforced by means of flat wire clusters
- > Mixture combines benefits of weed and standard brushes



Weed brush PlugLock® 14

Features

- > The hardest weed fighting tool
- > For machines < 5 m³
- > Bristles complete of flat wire, Ø 14 mm
- > Simultaneous cutting and sweeping effect by random bristle arrangement



Weed brush PlugLock® 22-FL

Features

- > For large sweepers > 5 m³
- > Flat wire with embedded steel ropes
- > 6 to 8 steel ropes per row
- > Ideal for weed removal or milled material in road construction applications



Weed brush PlugLock® 22

Features

- > For large sweepers
- > Complete with steel ropes
- > Special feature: requires specially prepared sweeping device
- > Attachment has to be aligned with brush





Attachment systems

Thanks to variable and individually combinable bristles, Weber weed brushes can quickly and easily be adapted to the relevant applications.

SideLock®

Features

- > The tufts are screwed on the side
- > Mounting plates from 300 to 900 mm

Tufts for SideLock®

1. The classic using steel rope bristles. The steel rope "twirls" – the effective sphere of the bristle grows and the weed is torn out due to the special pulling effect.
2. Spring flat wire 2.9 mm, particularly aggressive
3. **RUBCUT BASIC**, steel rope with standard coating
4. **RUBCUT PRO**, steel rope with compressed coating
5. For gentle weed removal on historic cobblestones
6. **WIKRALON®** for sensitive surfaces





The **TopLock**® or **SideLock**® mounting plates and replacement tufts are available for all common manufacturers and models.

TopLock®

Features

- > The tuft head is screwed to the pad-holder
- > Mounting plates from 400 to 500 mm



Tufts for TopLock®

1. The classic using steel rope bristles. The steel rope "twirls" – the effective sphere of the bristle grows and the weed is torn out due to the special pulling effect.
2. Spring flat wire 2.9 mm, particularly aggressive
3. **RUBCUT BASIC**, steel rope with standard coating
4. **RUBCUT PRO**, steel rope with compressed coating
5. For gentle weed removal on historic cobblestones
6. **WIKRALON**® for sensitive surfaces



Replacement tufts for all common weed removal systems



Weed tuft overview

1. Weed tuft special shape, wire rope 16 mm
2. Weed tuft special shape, crimped wire
3. PlugLock® for PE plate, flat wire 2.9 mm
4. SideLock® for spout plates, wire rope 22 mm
5. Weed tuft round socket, wire rope 16 mm
6. Weed tuft round socket, wire rope 16 mm
7. Weed tuft AS-Motor, wire rope 16 mm twirled
8. Weed tuft square socket, wire rope 16 mm
9. WIKRALON® tuft for trimmer brush head
10. Weed tuft square socket, RUBCUT PRO 22 mm
11. PlugLock® for PE plate, wire rope
12. SideLock® for spout plates, wire rope
13. Weed tuft type GMR, flat wire 2.9 mm
14. Weed tuft type GMR, wire rope 22 mm
15. SideLock® for spout plates, RUBCUT PRO 22 mm
16. Weld-on tuft for segments, wire rope
17. Weed segment for mounting plate, RUBCUT PRO 22 mm, system “weed flower”



From a single source: The complete product range

Please don't hesitate to contact us in case of questions.
We will be glad to provide the required information!



- ++ = excellent suitability
- + = good suitability
- = unsuited
- * = requires reinforced sweeping device (by manufacturer)

Weed brushes		Small compact class	Large compact class	Big sweeper	Front-mounted sweeper	Multifunction arm
Weed brush "Light"		+	+	+	+	-
Weed brush PlugLock® 14-FL		+	+	+	+	+
Weed brush PlugLock® 14		+	+	+	+	+
Weed brush PlugLock® 22-FL		-	+	++	+	+
Weed brush PlugLock® 22		-	+	++	-	++
Attachm. system SideLock®		-	*	*	-	++
Attachm. system TopLock®		-	*	*	-	++



Sweeping strips



Quick on performance

In addition to rotary sweeping systems, Weber QuicKkehr strips have established themselves as a practical and fast solution.

Like most of their round Weber colleagues, they are made of high-quality polypropylene and are suitable for versatile use on different vehicles and in diverse working sectors.



QUICKEHR

Weber QuicKehr strips have a high bristle density made of high-quality polypropylene and a robust body made of shock-resistant plastic. Various profiles, sweeping widths and colors guarantee an almost unlimited

variety of types for (almost) all common forklifts, agricultural and construction machines. The temperature-resistant material can be used all year round.



All purpose

Suitable for stones, grit, sand, silage, chips, snow...



NEW:

If required, edge elements with slanting bristles ensure a clean result in the corners.



Features

- > Universally applicable
- > High bristle density, robust body
- > Temperature resistant
- > **Standard lengths:** 495 / 995 / 1495 mm
- > **Standard bristles:** PP 2,4 x 3,5 mm / PP 3 x 5 mm





Made-to-measure brushes

A high level of vertical integration, continuous investments in manufacturing processes and plants as well as our own mechanical engineering department are the basis for consistently high quality and precisely fitting solutions.

On the following pages you have the possibility to send us an exact sketch of the brushes according to your requirements.



Technical data for sweeping rollers

Weber has the suitable system for each application and for each sweeper. However, we need some technical specifications that will allow us to precisely adapt our brushes to your requirements. This should and cannot


replace any individual consultation. Please contact us in case you have questions or in case you are not able to provide this information. We will be glad to help you.

Bristle arrangement


V-shaped



Full cover



Linear



Spiral left

Spiral right



Number of rows (e.g. 6 x 3 rows) _____

Bristle material

Plastic

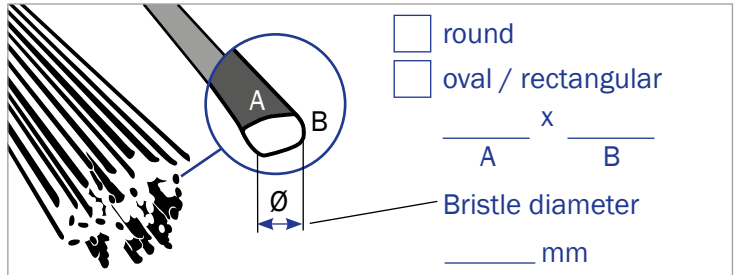
Plastic/crimped wire

Flat wire

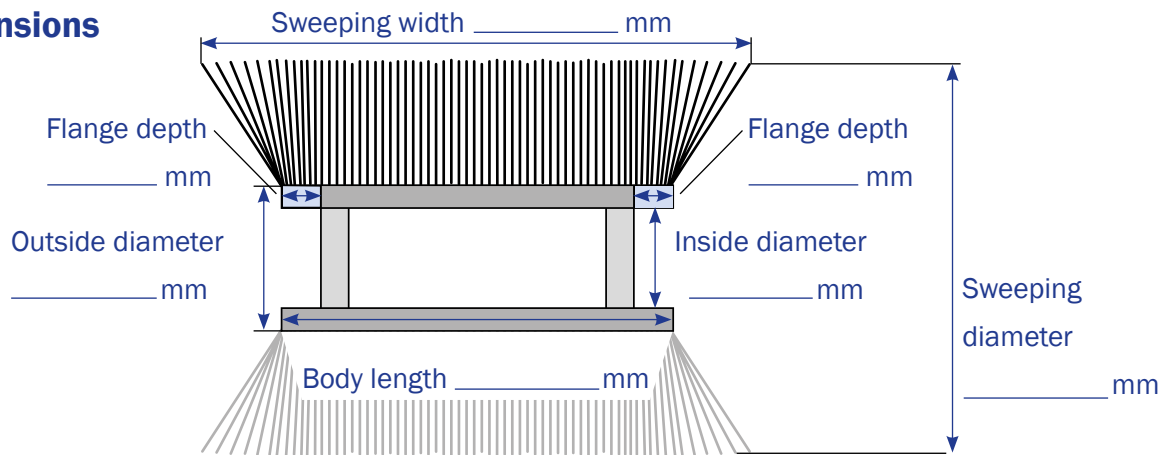
Plastic/flat wire

Crimped wire

Color _____

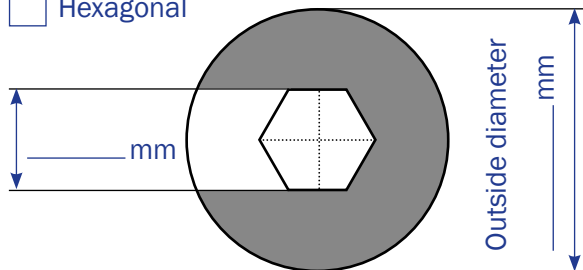


Roller dimensions

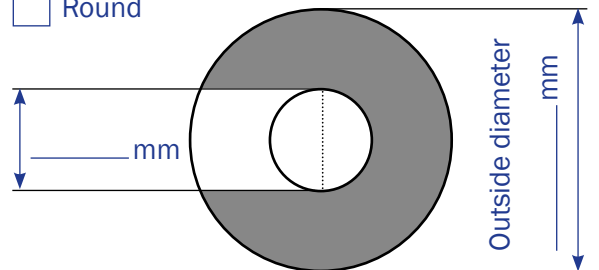


Drive type and bodies

Hexagonal



Round



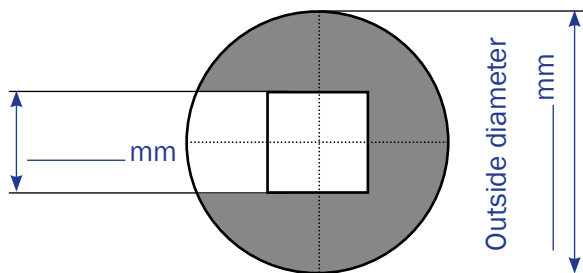
Continuation on the back



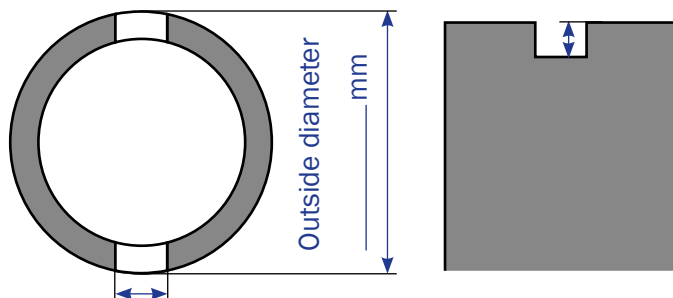
Data sheet sweeping rollers

Drive type and bodies Continuation

Square



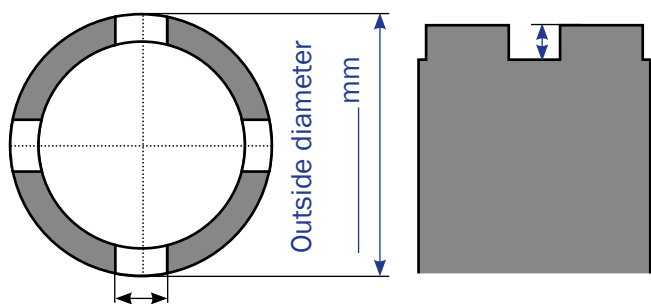
With two slots



Width _____ mm

Depth _____ mm

With four slots

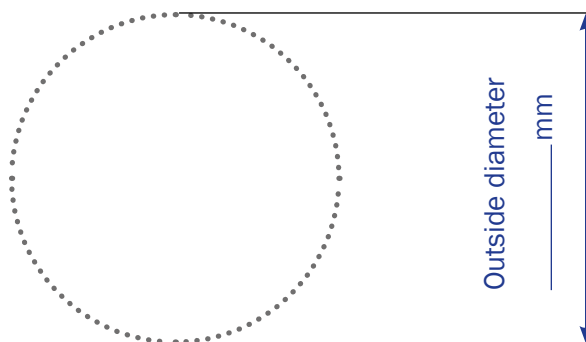


Width _____ mm

Depth _____ mm

Individual design

In case none of the above drive types is suitable, please outline your own design.



Machine details

Machine manufacturer (if known)

Machine type (if known)

Application details

Place of use (e. g. agriculture, maintenance area...)

Soiling/sweepings (e. g. greenery...)

Application (e. g. snow removal...)

Sender

Company

Street

Tel. / Mobile

Contact person

Postcode/City

E-Mail

Please send the completed data sheet by e-mail to info@weberbrushes.com or by fax to **+49 (0)6434 9125-42**



Technical data for circular brushes

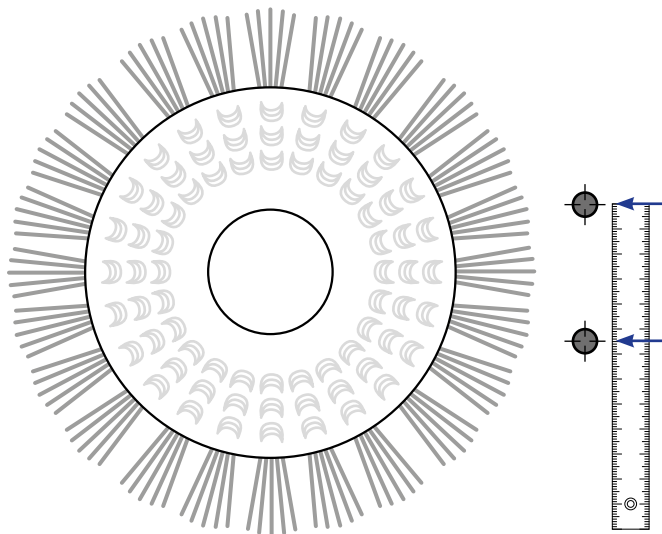
Weber has the suitable system for each application and for each sweeper. However, we need some technical specifications that will allow us to precisely adapt our brushes to your requirements. This should and cannot

replace any individual consultation. Please contact us in case you have questions or in case you are not able to provide this information. We will be glad to help you.

Mounting holes

Please draw the mounting holes below and dimension their **distances** from hole center to hole center.

Attention: The distances are not always uniform!

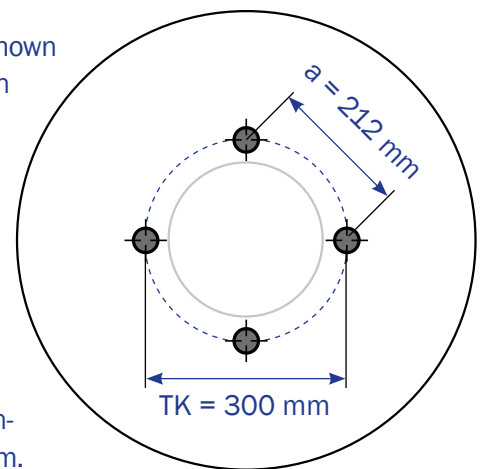


Pitch circle (TK)

a = distance from **hole center to hole center**.

(Alternatively, it can be measured from left hole edge to left hole edge.)

The illustration shown here serves as an example of how the TK is determined using the sketch on the left. There can also be 3, 5 or more holes. It is important to specify the distances between them.



Amount of mounting holes/bolts _____

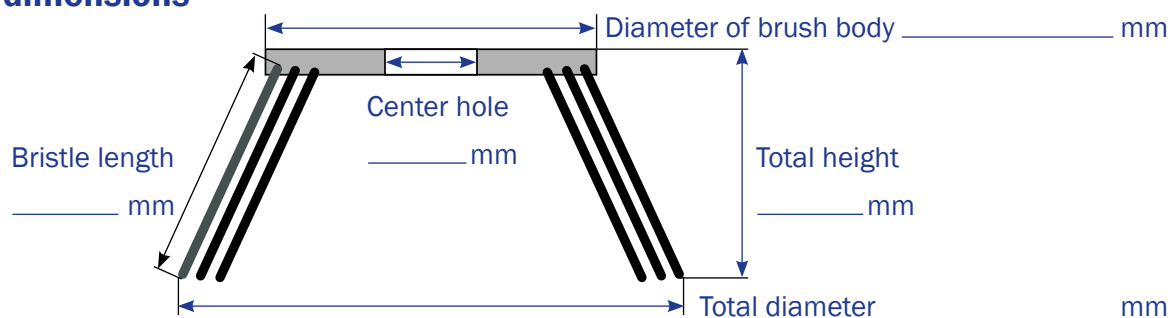
Diameter of mounting holes _____ mm

Bolts: M8 x 50 M10 x 50 _____

Example: a = 212 mm and the brush has 4 holes
Calculation: 212 mm x 1.414 = 300 mm

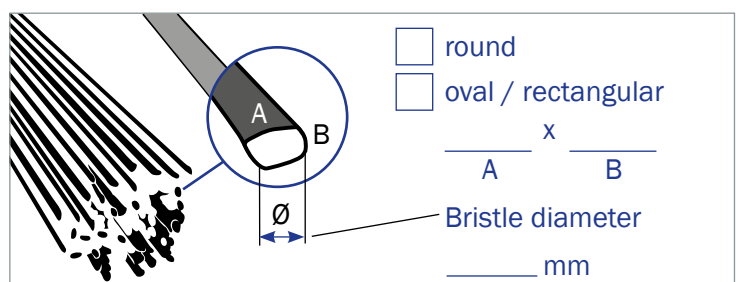
Calculated pitch circle _____ mm

Brush dimensions



Bristle material

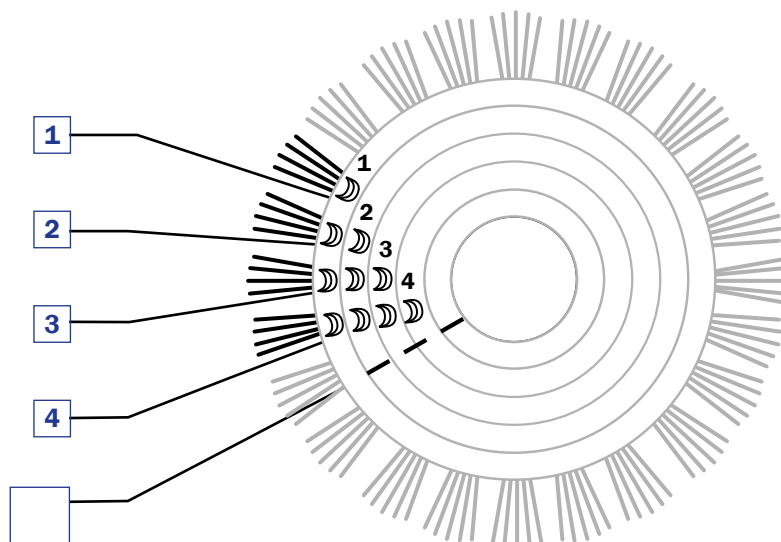
- Plastic
- Plastic/crimped wire
- Flat wire
- Plastic/flat wire
- Crimped wire
- Weed removal bristles



Data sheet circular brushes

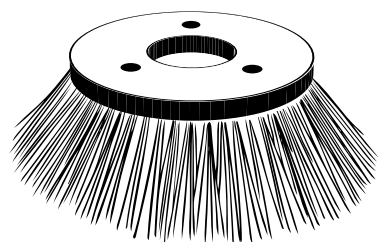
Bristle rows

Please tick the number of bristle rows. If more than four rows please indicate the figure in the empty field.




Brush body

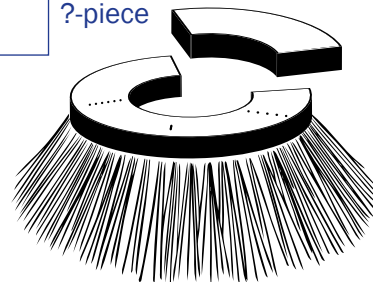
Plastic



Wood



one-piece
 ?-piece



Machine details

Machine manufacturer (if known)

Machine type (if known)

Application details

Place of use (e. g. agriculture, maintenance area...)

Soiling/sweepings (e. g. greenery...)

Application (e. g. cobbled roads...)

Sender

Company

Contact person

Street

Postcode/City

Tel. / Mobile

E-Mail

Please send the completed data sheet by e-mail to info@weberbrushes.com or by fax to **+49 (0)6434 9125-42**



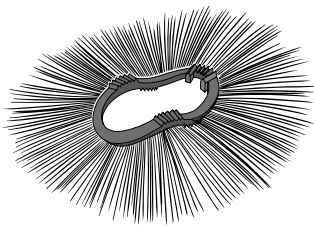
Technical data for brush rings

Weber has the suitable system for each application and for each sweeper. However, we need some technical specifications that will allow us to precisely adapt our brushes to your requirements. This should and cannot


replace any individual consultation. Please contact us in case you have questions or in case you are not able to provide this information. We will be glad to help you.

Model selection Please tick suitable version


WaveLine




ClassicLine




SnowLine



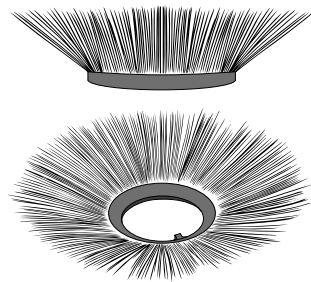
Wheel



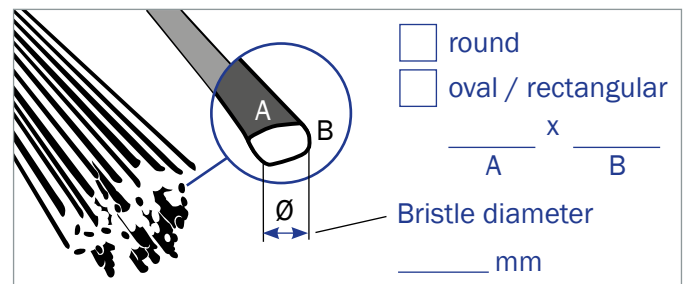
SnowPro



Bridge

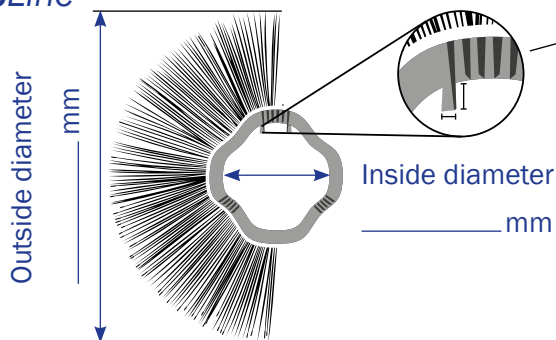


Bristle dimension



Dimensions and material Please fill in the required dimensions and tick the preferred material

WaveLine



Cam length and breadth: _____ x _____ mm

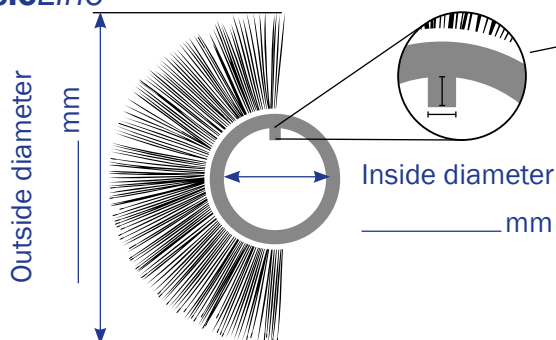
Number of cams: 1 2 3 4

Body: Plastic Steel
 (CrownLock)

Bristle material: Plastic Crimped wire

Color: _____

ClassicLine



Cam length and breadth: _____ x _____ mm

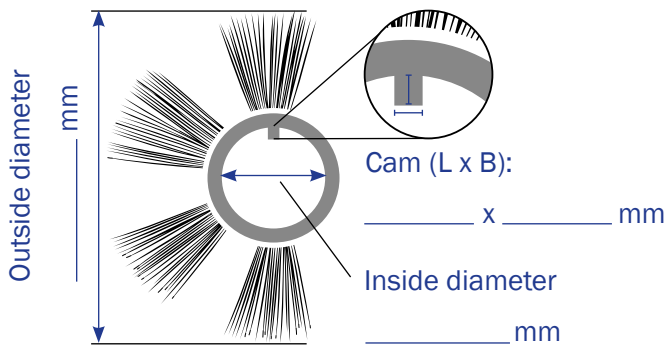
Body: Plastic Steel

Bristle material: Plastic Crimped wire



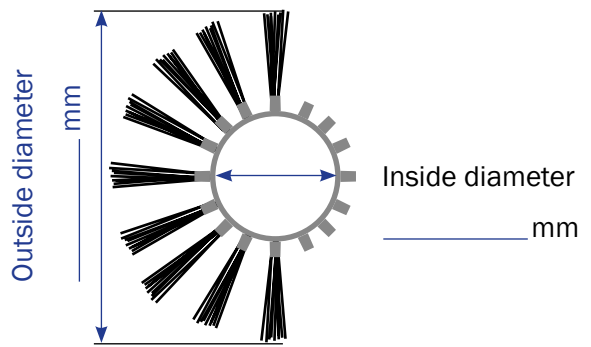
Data sheet brush rings

SnowLine with plastic bristles



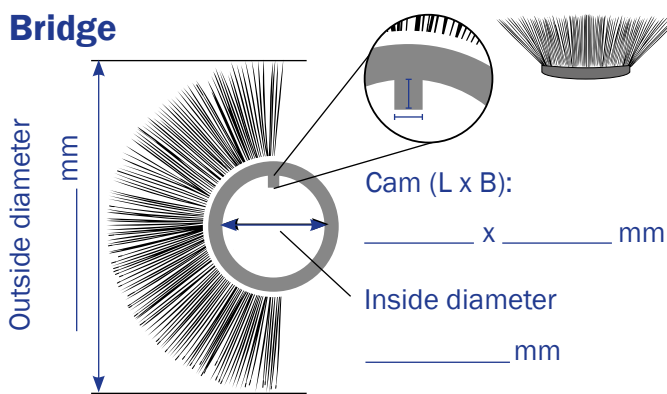
Body: Plastic Steel

SnowPro with steel body



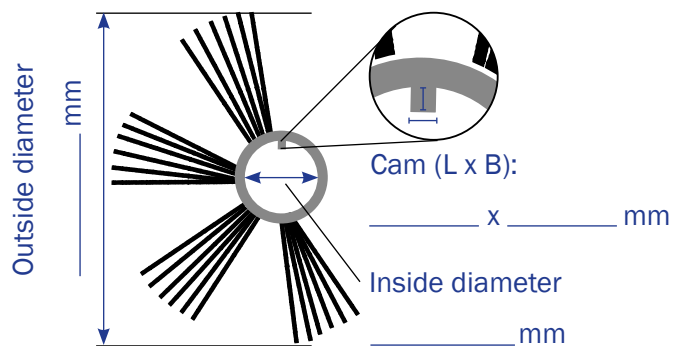
Bristle material: Plastic Crimped wire

Bridge



Body: Plastic Steel
Bristle material: Plastic Crimped wire

Wheel



Bristle material: Plastic Crimped wire

Machine details

Machine manufacturer (if known)

Machine type (if known)

Application details

Place of use (e. g. agriculture, maintenance area...)

Soiling/sweepings (e. g. greenery...)

Application (e. g. snow removal...)

Sender

Company

Street

Tel. / Mobile

Contact person

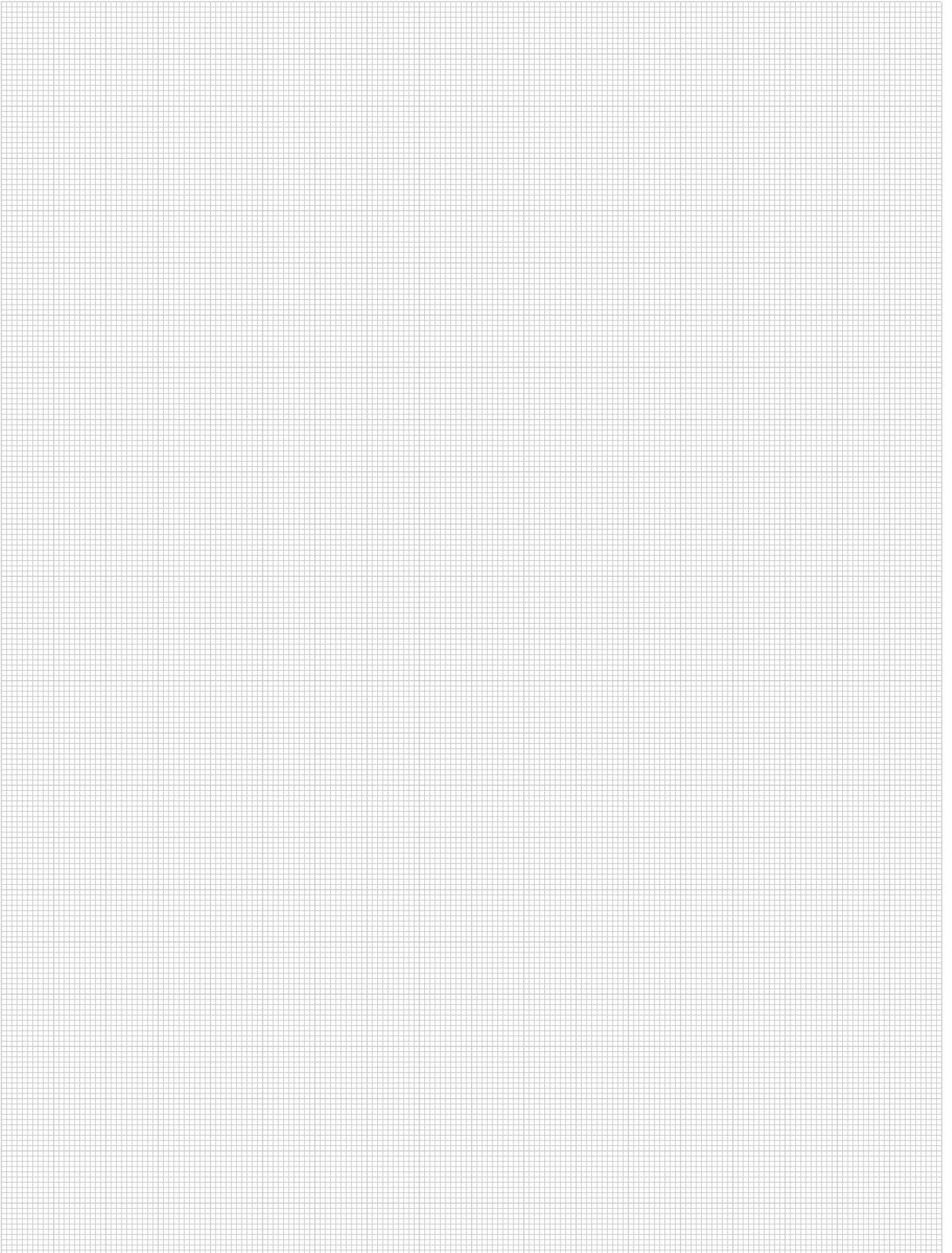
Postcode/City

E-Mail

Please send the completed data sheet by e-mail to info@weberbrushes.com or by fax to **+49 (0)6434 9125-42**



Drawings

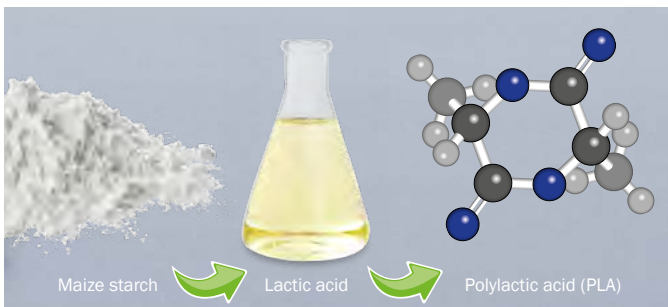




Compostable bio-polymer

By using **BIOLON**® we process a technically high-quality and environmentally friendly granulate based on renewable raw materials. The abrasions (microparticles) produced during sweeping are biodegradable and

compostable*. Due to their high stiffness and abrasion resistance, bristles made of **BIOLON**® have good sweeping properties and are more aggressive and durable than other plastic bristles.



BIOLON[®]

Features

- > bio-polymer (polylactic acid) from renewable starch
- > without competition with the food chain
- > free from genetic engineering
- > biodegradable and compostable*
- > high stability, low wear

*Standard according to EN 13432: At least 90% of the material is decomposed by biological measures in CO₂, water and minerals within 6 months.

Weber Brush Systems GmbH

Administration, sales, development, production and customer service

Kleinmühle an der B8
65520 Bad Camberg
T +49 (0) 6434 91 25 - 0
F +49 (0) 6434 91 25 - 42

Schmölln office

Sales and production

Am Jägerfließ 4
04626 Schmölln-Nitzschka
T +49 (0) 34491 635 - 93
F +49 (0) 34491 635 - 94

